



EMPLOYEE GENDER DEMOGRAPHICS

SANTA MONICA POLICE DEPARTMENT

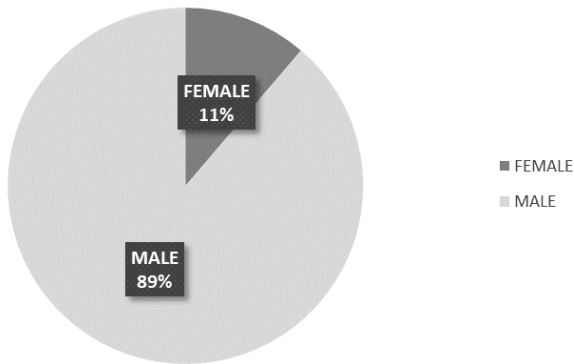
AUGUST 2021

DEPARTMENTAL GENDER DISTRIBUTION

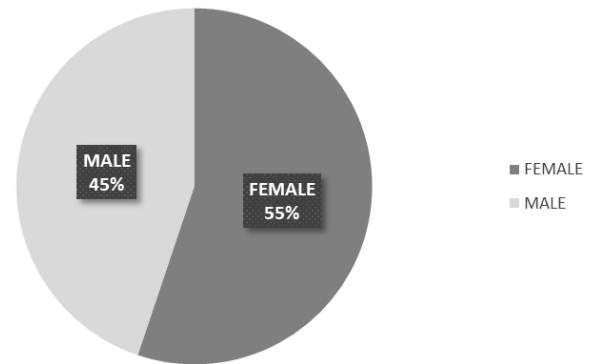
	GENDER CATEGORY	
	FEMALE	MALE
SWORN PERSONNEL (213)	24	189
CIVILIAN PERSONNEL (194)	107	87
TOTAL DEPARTMENT PERSONNEL: 407	FEMALE EMPLOYEES: 131	MALE EMPLOYEES: 276

The Santa Monica Police Department is budgeted for 221 sworn and 166 civilian personnel. 28 of the 194 civilian positions are as-needed.

SWORN PERSONNEL (213)



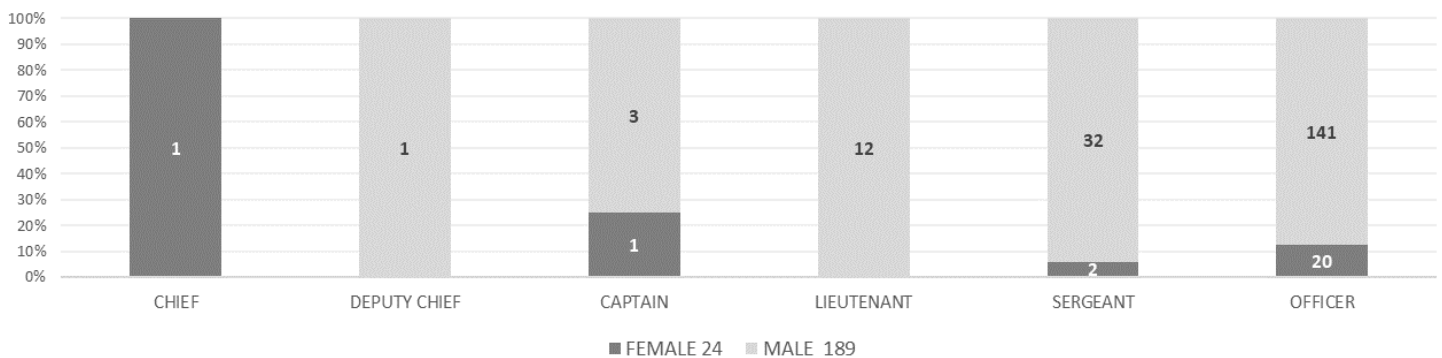
CIVILIAN PERSONNEL (194)



SWORN PERSONNEL GENDER DISTRIBUTION

RANK	GENDER CATEGORY	
	FEMALE	MALE
	24	189
CHIEF	1	1
DEPUTY CHIEF	1	3
CAPTAIN	1	12
LIEUTENANT	2	32
SERGEANT	20	141

SWORN BY GENDER





EMPLOYEE RACE DEMOGRAPHICS

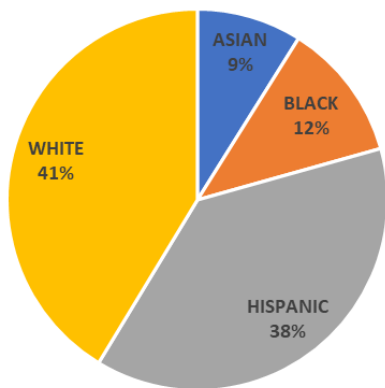
SANTA MONICA POLICE DEPARTMENT

AUGUST 2021

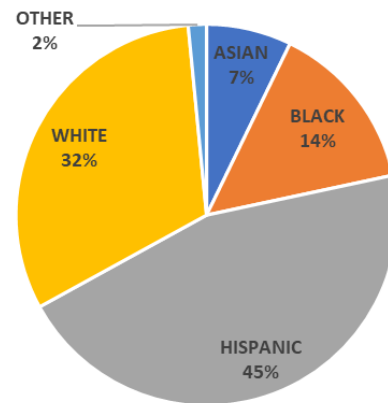
DEPARTMENTAL RACE DISTRIBUTION

		PERSONNEL CATEGORY	
		SWORN	CIVILIAN
RACE	ASIAN	19	14
	BLACK	25	28
	HISPANIC	81	88
	WHITE	88	61
	OTHER		3

RACE DISTRIBUTION - SWORN PERSONNEL (213)



RACE DISTRIBUTION - CIVILIAN PERSONNEL (194)



SWORN PERSONNEL RACE DISTRIBUTION

	RACE CATEGORY					
	ASIAN	BLACK	HISPANIC	WHITE		
	19	25	81	88		
RANK	CHIEF		1			
	DEPUTY CHIEF		1			
	CAPTAIN			2	2	
	LIEUTENANT			1	5	6
	SERGEANT	3		7	4	20
	OFFICER	16		15	70	60

RACE DISTRIBUTION - SWORN PERSONNEL - BY RANK

